

Transportation and Logistics Industry Report San Diego & Imperial Counties Combined 2012-2021



3910 University Avenue, Suite 400
San Diego, California 92105
619.228.2900

Analyst Report

Region Info

Region: San Diego Imperial Combined

County Areas: Imperial, California (6025), San Diego, California (6073)

Industry Group

Scheduled Passenger Air Transportation (481111)

Scheduled Freight Air Transportation (481112)

Nonscheduled Chartered Passenger Air Transportation (481211)

Nonscheduled Chartered Freight Air Transportation (481212)

Other Nonscheduled Air Transportation (481219)

Rail transportation (482110)

Deep Sea Freight Transportation (483111)

Deep Sea Passenger Transportation (483112)

Coastal and Great Lakes Freight Transportation (483113)

Coastal and Great Lakes Passenger Transportation (483114)

Inland Water Freight Transportation (483211)

Inland Water Passenger Transportation (483212)

General Freight Trucking, Local (484110)

General Freight Trucking, Long-Distance, Truckload (484121)

General Freight Trucking, Long-Distance, Less Than Truckload (484122)

Used Household and Office Goods Moving (484210)

Specialized Freight (except Used Goods) Trucking, Local (484220)

Specialized Freight (except Used Goods) Trucking, Long-Distance (484230)

Commuter Rail Systems (485112)

Charter Bus Industry (485510)

All Other Transit and Ground Passenger Transportation (485999)

Pipeline Transportation of Crude Oil (486110)

Pipeline Transportation of Natural Gas (486210)

Pipeline Transportation of Refined Petroleum Products (486910)

All Other Pipeline Transportation (486990)

Air Traffic Control (488111)

Other Airport Operations (488119)

Other Support Activities for Air Transportation (488190)



Support Activities for Rail Transportation (488210)

Port and Harbor Operations (488310)
Marine Cargo Handling (488320)
Navigational Services to Shipping (488330)
Other Support Activities for Water Transportation (488390)
Motor Vehicle Towing (488410)
Other Support Activities for Road Transportation (488490)
Freight Transportation Arrangement (488510)
Packing and Crating (488991)
All Other Support Activities for Transportation (488999)
Couriers and Express Delivery Services (492110)
Local Messengers and Local Delivery (492210)
General Warehousing and Storage (493110)
Refrigerated Warehousing and Storage (493120)
Farm Product Warehousing and Storage (493130)
Other Warehousing and Storage (493190)
Commercial Air, Rail, and Water Transportation Equipment Rental and Leasing (532411)
Process, Physical Distribution, and Logistics Consulting Services (541614)
Packaging and Labeling Services (561910)

Regional Breakdown

County	County Name	2012 Jobs	2021 Jobs	% Change	2011 Avg. Annual Wage	
6025	Imperial	2,138	2,052	-4%	\$43,619	1.03
6073	San Diego	28,250	32,347	15%	\$52,917	0.52
	Total	30,388	34,399	13%	\$52,245	

Industry Facts

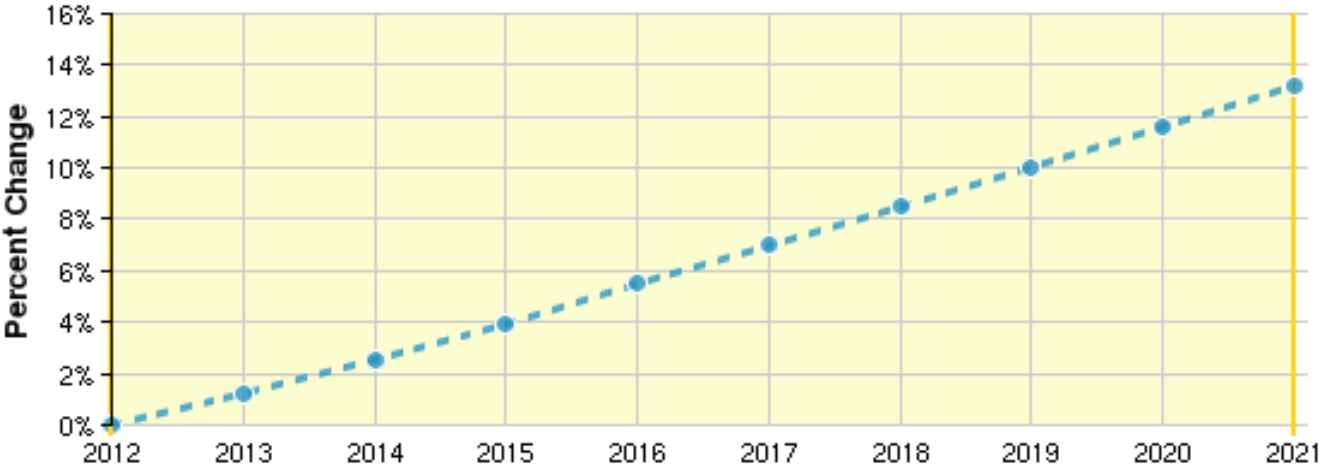
Establishments (2011)	1625
Jobs Multiplier	1.93
Unemployed	Available for 2-Digit Only
Gender	
Male	77% 
Female	23% 

Age

14-18	0%
19-24	7%
25-44	47%
45-64	40%
65+	5%

30,056 Jobs (2011) Location Quotient: 0.53	13.2% % Growth (2012-2021) National: 9.1%	\$52,245 Average Earnings Per Job (2011) National: \$55,895
----------------------------------------------------------------	---------------------------------------------------------------	---------------------------------------------------------------------------------

Regional Trends



Region	2012 Jobs	2021 Jobs	% Growth
■ San Diego Imperial Combined	30,388	34,399	13.2%

Staffing Patterns

Occupation	Employed in Industry Group (2011)	% of the Total Jobs in Industry Group (2011)
Truck drivers, heavy and tractor-trailer (53-3032)	6,476	21.5%
Truck drivers, light or delivery services (53-3033)	2,889	9.6%
Laborers and freight, stock, and material movers, hand (53-7062)	2,334	7.8%

Managers, all other (11-9199)	1,131	3.8%
Couriers and messengers (43-5021)	1,087	3.6%

Industry Requirements

Industry	Amount	In-Region	Out of Region
Petroleum Refineries (324110)	\$218,400,000	0%	100%
Couriers and Express Delivery Services (492110)	\$71,248,100	70%	30%
Postal Service (491110)	\$38,125,200	86%	14%
Temporary Help Services (561320)	\$34,489,800	88%	12%
Corporate, Subsidiary, and Regional Managing Offices (551114)	\$31,152,800	74%	26%

Top Regional Businesses

Business Name	Industry	Local Employees
Booz Allen Hamilton	Process, Physical Distribution, and Logistics Consulting Services (541614)	600
Fair Isaac Corp	Process, Physical Distribution, and Logistics Consulting Services (541614)	400
Continental Maritime	Other Support Activities for Water Transportation (488390)	300
Western Towing	Motor Vehicle Towing (488410)	250
Ken Blanchard Co Inc	Process, Physical Distribution, and Logistics Consulting Services (541614)	200

Source: Nielsen Claritas Business-Facts®

Data Sources and Calculations

State Data Sources

This report uses state data from the following agencies: California Labor Market Information Department.